

REP-REP-RAE9328S7D36S-2860000 Replacing pressure filter (GS7D36SG)

VIN: E202021

Vehicle: 3' / E90 / Sedan / M3 / S65 / USA / left-hand drive / MANUAL / 2009 / 9

System version: 1.1.5

Data version: 3.43

filter (GS7D36SG)

28 60 000

Replacing pressure

**Special tools required:**

- [00 2 030](#)
- [23 4 050](#)

**Important!**


It is essential to adhere to conditions of absolute cleanliness.

Any dirty parts must be cleaned before the hydraulic cap is loosened.

After completion of work, check [gearbox oil level](#).

Use only the [approved transmission oil](#).

Failure to comply with this instruction will result in serious damage to the twin-clutch gearbox.

**Recycling:**

Catch and dispose of escaping transmission oil.

Observe country-specific waste disposal regulations.

**Necessary preliminary tasks:**


- Remove [underbody protection](#) at front and rear
- Remove [reinforcement plate](#)
- Remove [exhaust system](#)
- Remove [propeller shaft](#) from transmission.
- Release centre mount.
- **Important:**
- Bending the propeller shaft by an excessive angle can cause premature damage to the joint/propeller shaft!
- Tie back propeller shaft to underbody

Only on S65

Release screw (1).

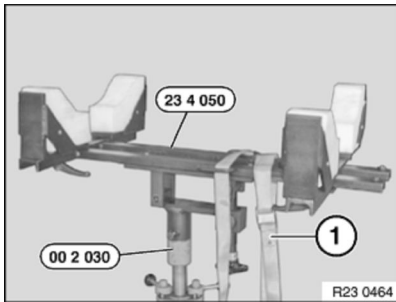
Tightening torque: [28 10 4AZ](#).

Disconnect hydraulic lines (2) to transmission oil cooler.



Close off lines with plugs.

Installation note:
Replace sealing rings.




Supporting transmission:

Support transmission with special tools [23 4 050](#), [00 2 030](#).

Secure transmission with tensioning strap (1).

Tasks are described in [Gearbox holder](#).


After completion of work, check transmission fluid level.



Lower engine with transmission until pressure filter cover (1) is accessible.

Remove retainer (2).

Installation note:
Replace fuse.



Lever out cover (1) with plastic wedge.


Installation note:

Replace cover with sealing ring.

Lubricate sealing ring with transmission oil before installing.

Important!

Catch and dispose of escaping transmission oil.



Remove pressure filter (1).